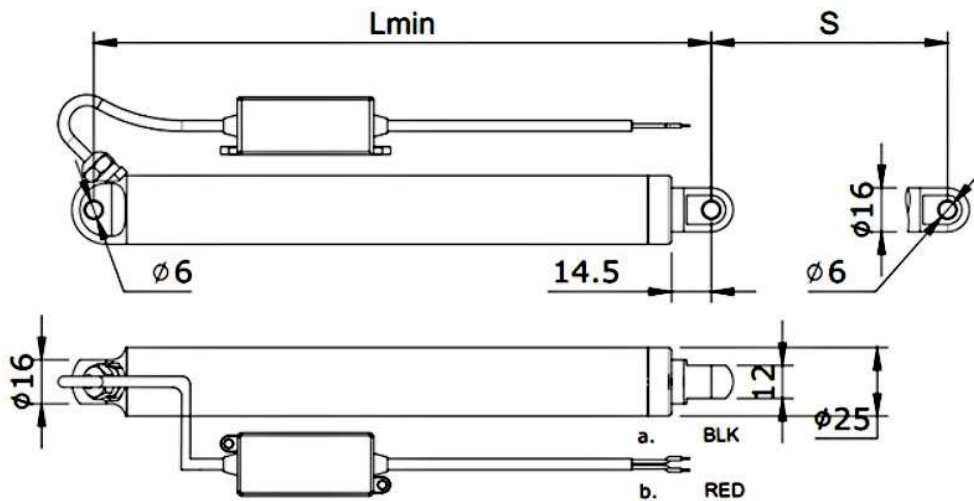


Specifications

Model	Rated Load (N)	Speed (Mm/s) ± 10%		Current (A)				IP Rating	Material
				12V		24V			
		No-load	Load	No-load	Load	No-load	Load		
SL-LA-25-A	300	10.0	7.2	0.28	1.5	0.15	0.8	IP66	Stainless Steel
SL-LA-25-B	500	7.0	4.5	0.25	1.5	0.18	0.8		

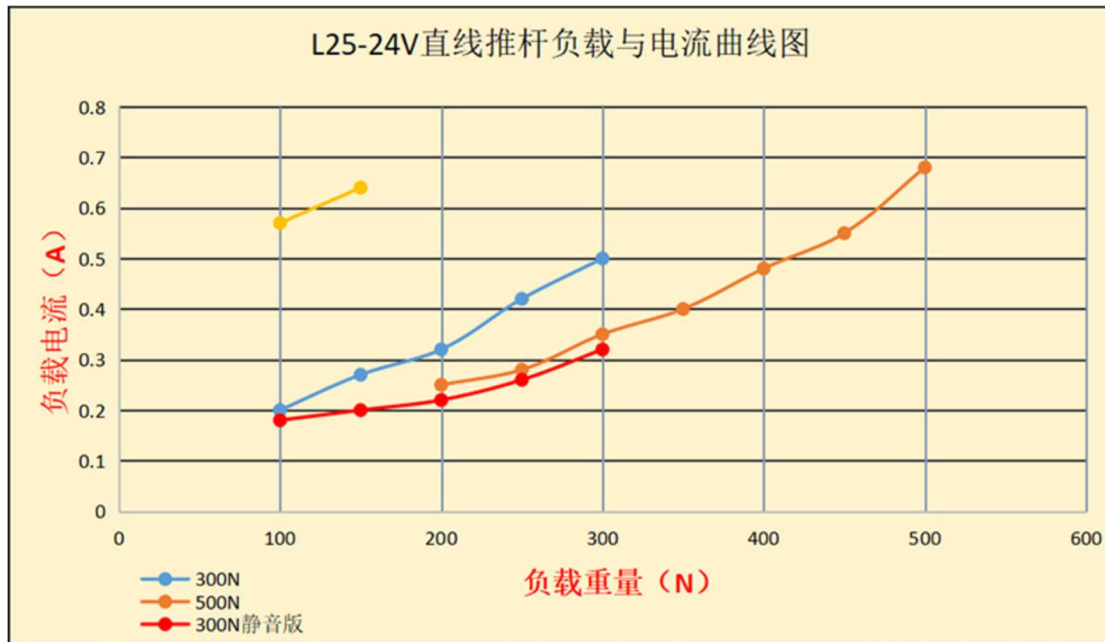
Dimension



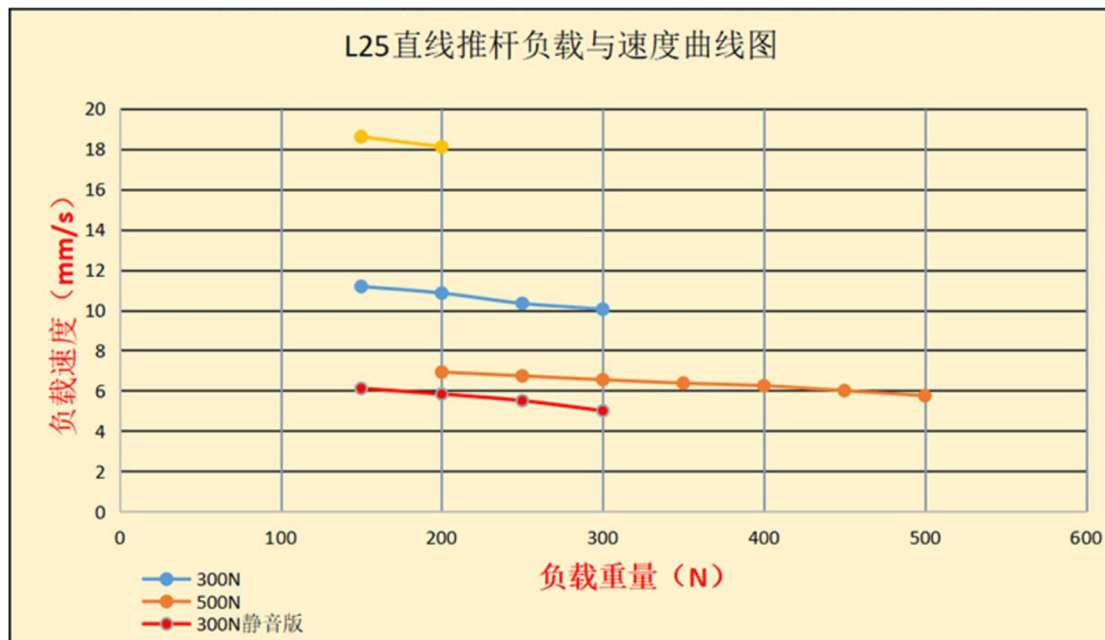
S (Stroke)	30~200mm	201~300mm	301~500mm
Lmin	S+175	S+195	S+205

Stroke	Close Length	Open Length
30mm	205mm	235mm
50mm	225mm	275mm
100mm	275mm	375mm
150mm	325mm	475mm
200mm	375mm	575mm
250mm	445mm	695mm
300mm	495mm	795mm
350mm	555mm	905mm

Load vs. Current Curve Graph



Load vs Speed Curve Graph



Connector Options



Standard



M8 Thread



PHS 8.0mm Fisheye

Support

Email: sales@fandeei.com

T/WhatsApp: +8615902990387